

All Rights Reserved

Materials and specifications are subject to change without notice.
Featured machines in photos may include additional equipment. See your XCMG dealer for available options.



Mini Excavators
XE35U



XCMG SALES & SERVICE NSW
21 Galleghan Street,
Hexham NSW 2232
P: (02) 4014 8000

XCMG SALES & SERVICE QLD
7071 Bruce Highway,
Chevallum QLD 4555
P: (07) 5453 7960

XCMG SALES & SERVICE WA
15 Kewdale Road,
Welshpool WA 6106
P: (08) 9458 9280

www.xcmgmachinery.com.au

sales@xcmgmachinery.com.au

Rated Power: 18.2kw / 24.4HP
Operating Weight: 4.2t
Standard Bucket Capacity: 0.12m³





INTRODUCTION OF XCMG

Founded in 1943, XCMG is a multinational corporation with the most comprehensive range of competitive, influential products in the construction machinery industry. Our business covers eight key areas: construction machinery, heavy trucks, mining machinery, sanitation machinery, machinery components, construction, finance, and the ICT industry.

XCMG has established a global R&D network with a total of six centers in China, the US, Germany, Brazil and India, with China national technology center at its core. In addition to a number of manufacturing bases in China, the US, Germany, the Netherlands, Poland, Austria, Brazil, India, and Uzbekistan, we possess two complete machine brands (XCMG, Schwing), and several component brands including FT, AMCA. It is the strength of this global R&D network and manufacturing operations that has made XCMG the industry leading global construction equipment manufacturer that it is today.

For more than 30 years, XCMG has been sowing the seeds of overseas development as the No. 1 exporter in China's construction machinery industry. Today, we have 42 branches and offices, 315 distributors, 526 contractors in 188 countries and regions worldwide and are still growing rapidly.

XCMG IN AUSTRALIA

Since its foundation in 2006, XCMG is gradually establishing a complete network including: local distribution, supply chain management and an integrated customer services and training. Nowadays, with one headquarter in Adelaide, XCMG Australia has 6 professional dealers focusing on construction equipment business. Meanwhile, XCMG has deep connections with mining giants like Rio Tinto, BHP and MMG in Australia.

Our local professional team and cutting-edge innovation platform guarantee that our products are carefully crafted to the smallest detail according to the diverse needs of Australian customers.





Compact Size with High Performance

► A Superior Model with Passionate Design

Developed with the concept of "Safe, Reliable, Efficient, Comfortable", the XE35U hydraulic excavator offers additional value to the operator. New features are presented making the machines more productive, versatile, and cost effective.

- Yanmar 3TNV88F Stage V engine, along with the load-sensing hydraulic system provides high operating efficiency and fuel economy.
- This compact excavator is designed and built to work on more jobsites while reducing risk of damage to the machine and its surroundings.
- Convenient accessible service points make maintenance easier and reduce your potential downtime.

Zero Tail Swing

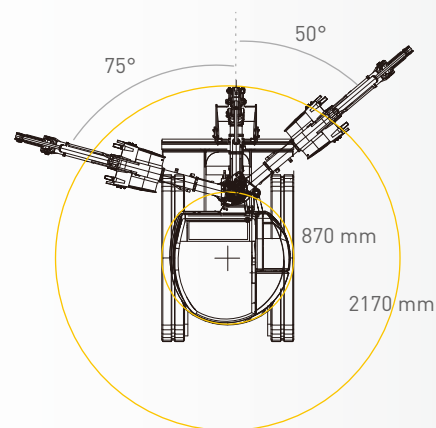
Make the XE35U an advanced mini excavator. The 360° slewability, excellent stability and smooth control, combined unmatched power and efficiency, makes it a versatile excavator which performs at its best in urban area's demolition, roadworks, landscaping and much more.

Optimized Efficiency

Contributes to lower costs, increased productivity and maximum uptime, and a number of efficient features are combined on the XE35U. ECO mode allows you to choose the right machine setting for the job with impressive fuel efficiency.

Engine Speed Knob

The newly designed engine speed knob allows easy engine control.



Most compact one than ever.



Complete Equipped with AUX1, AUX2, and Quick Coupler lines.

With the multiple programmable 2-way proportional auxiliary lines and quick-coupler piping the XE35U meets almost all your attachment needs.

Boom, Arm Safety Valves and Blade Holding Valve as Standard

The XE35U is fitted as standard with a boom cylinder safety valve, an arm cylinder valve and a dozer holding valve to dig and handle all your material in a safe way.



Operational Comfort

► Large Operator Space with Ergonomic Control Layout

The XE35U offers the operator a large, comfortable workspace. The ergonomic layout of the controls, the travel pedals, and the adjustable wrist rests, are designed to reduce operator fatigue and increase productivity.



- 1 Operator station
- 2 Foldable travel pedal
- 3 Seat
- 4 Emergency switch
- 5 Blade control handle
- 6 Control switches
- 7 Air conditioner
- 8 Colour LCD monitor
- 9 Hydr piloted joystick
- 10 Sliding window
- 11 Windscreenwiper fluid
- 12 Adjustable arm support




Easy Access for Maintenance

The tilting cab provides quick and easy access to all inspection and maintenance points

► Easy Service Access

Daily checks and regular service points including fuel and hydraulic oil fill are easily reached via the tiltable cabin. The main hydraulic valve and lines are also easily reached through a removable floor plate and side panels. The machine has durable steel body panels all around, offering good resistance to impact damage after a potential incident.



One-sided Engine Maintenance

The XE35U is designed for lower maintenance cost with longer service intervals – resulting in more machine availability on-site. Meanwhile, skilled XCMG-trained technicians are available to provide extra support when needed.



- 1 Fuel water separator
- 2 Compressor Freon fill port
- 3 Engine oil fill port
- 4 Fuel filter
- 5 Engine oil filter



Technical Specifications

■ Engine

XE35U	
Make/model	YANMAR/3TNV88F/EU Stage V
Fuel/cooling	Diesel/Liquid, forced circulation
No. of cylinders	3
Piston displacement	1642 cm ³
Power output	18.2 kw (24.7 hp) / 2200 rpm (ISO 14396)
Max torque	85.3-94.2 Nm/1320 rpm
Bore × stroke	88 mm × 90 mm
Alternator	12 V / 40 A

■ Hydraulic system

This original XCMG design allows independent and combined operations of all functions by pilot controlled levers.

• Pump

XE35U	
Type	Load-sensing axial-piston pump with variable displacement
Total hydraulic capacity	108l/min
AUX1 & AUX2 maximum flow rate	40l/min
AUX1/AUX2 standard relief pressure	150/270bar

• Maximum system pressure

XE35U	
Boom	270bar
Arm / bucket / travel	270bar
Swing	230bar

■ Undercarriage

X-type undercarriage. The heavy-duty crawler chassis is very resilient with its fully welded, stress-free structure. Long service life is ensured by the use of first-class materials: hydraulic chain adjusters with shock-absorbing return springs, lifetime-lubricated track rollers and idlers.

• Number of rollers and track shoes

XE35U	
Bottom rollers (per side)	4
Track shoes	Rubber
Overall track length	2220mm
Shoe width	300mm



■ Fluid capacities

XE35U	
Cooling system (radiator capacity)	8 l
Engine lubrication plus oil filter	7 l
Fuel tank	40 l
Hydraulic tank	45 l
Hydraulic system	28 l
Final drive case (each)	0.7 l

■ Environment

Noise levels comply with environmental regulations (dynamic values).

• Noise emission

XE35U	
Noise level LpA (ISO 6396)	76dB(A)
Noise level LwA (ISO 6395)	94dB(A)

■ Swing mechanism

Each track is driven by an independent, high-torque, axial piston motor through planetary reduction gears. Two control levers provide smooth travel upon demand.

• Swing system

XE35U	
Boom swing, left	75°
Boom swing, right	50°
Slew rate	9rpm

■ Drive

Each track is driven by an independent, high-torque, axial piston motor through planetary reduction gears. Two control levers provide smooth travel or counter-rotation upon demand.

• Speed & traction

XE35U	
Travel speed (low - high)	2.2-3.6km/h
Traction force	31.6kN
Gradeability	30°

■ Digging forces (ISO 6015)

XE35U	
Digging force, standard arm (ISO 6015)	20.3kN
Digging force, long arm (ISO 6015)	18kN
Digging force, bucket (ISO 6015)	28.6kN

■ Weight

XE35U	
Operating weight with cab and bucket (ISO 6016)	4200kg
Ground pressure with rubber tracks	0.36kgf/cm ²
Transport mass (no attachment)	4125kg
Weight of steel tracks	448kg
Weight of rubber tracks	292kg
Additional weight for long arm	8kg

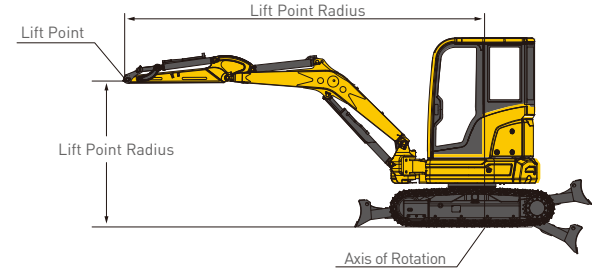
XE35U



■ Cab • standard arm (1350 mm) • standard counterweight • without bucket

Lift Point Height	Over Front Blade Up/Down				Over Side				Max Radius (mm)
	Lift At Max Radius(Kg)	2.0m	3.0m	4.0m	Lift At Max Radius(kg)	2.0m	3.0m	4.0m	
4m	852*		816.9*		852*		816.9*		3337
3m	766.7/812.6*		830.1*	806.8*	680		830.1*	724.1	4137
2m	668/814.8*	1957.3*	1094.8*	807.1/871*	593.4	1921.5	1061.6*	714.3	4570
1m	643.5/830.4*		1170.1/1410.7*	789.4/975.1*	568.8		1016.5	697.2	4672
0m	667/850.4*	1374 *	1145.2/1508.3*	784.7/1013.5*	591.1	1374*	992.9	685.1	4502
-1	774/859.8*	2166.6/2181*	1143.8/1351.4*	778.1/868.3*	682.9	1794.8	991.6	686.3	4017
-2	778.9*	1299.8*			778.9*	1299.8*			3012

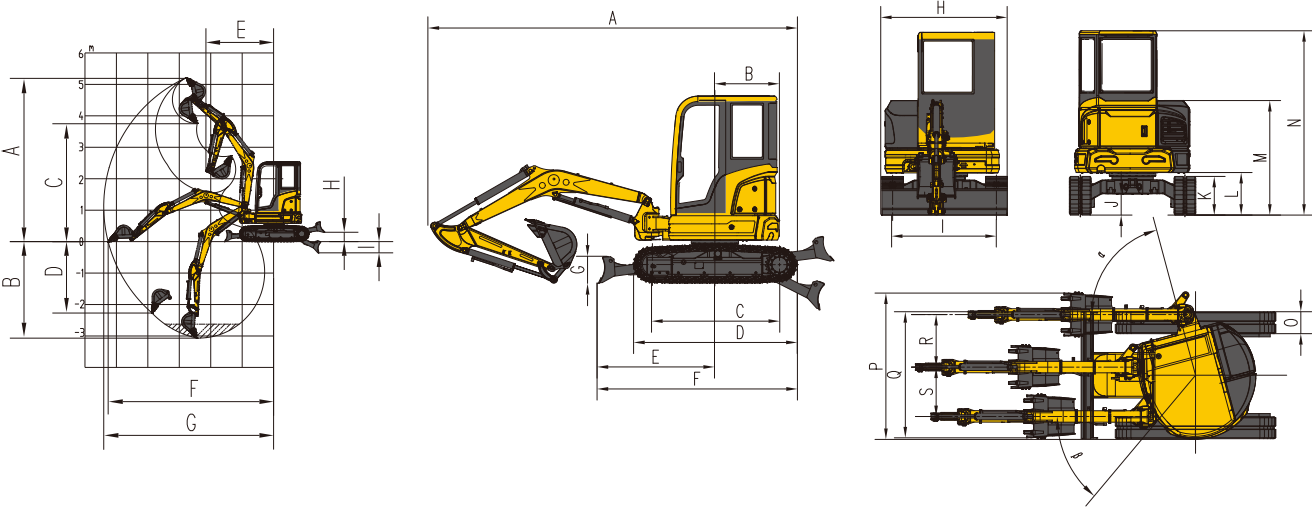
■ Cab • long arm (1600mm) • standard counterweight • without bucket

Lift Point Height	Over front blade up/down				Over Side				Max Radius (mm)
	Lift At Max Radius(Kg)	2.0m	3.0m	4.0m	Lift At Max Radius(kg)	2.0m	3.0m	4.0m	
4m	752.6*		687.3*		752.6*		687.3*		3620
3m	710.6/739.1*		718.2*	728.8*	630.4*		718.2*	723.4	4388
2m	625.3/750.8*		981.5*	803.5/810.1*	555.2		981.5*	710.2	4763
1m	600/773.6		1165.5*	782.4/931.4	532.3		1011.4	689.9	4860
0m	618.8/799.1*	1371.2*	1132.2/1488.5*	766.1/999.7*	548	1371.2*	979.8	674.2	4711
-1	707.7/830.2*	2132.6/2375.7*	1125.6/1405.4*	762.5/926.5*	624.3	1762.8	973.7	670.9	4243
-2	822.2*	1612.4*			822.2*	1612.4*			3331



 : Over front
 : Over side or 360°

1. The lifting capacity is based on the ISO10567 standard.
2. * = The maximum lifting capacity is limited by the hydraulic capacity of the machine.
3. The lifting capacity does not exceed 87% of the hydraulic capacity or 75% of the tipping load with the machine on level and firm ground.
4. The operator should be familiar with the machines operating- and maintenance manual.
5. The lift diagrams only covers machines that are originally built by XCMG: without lifting chains and any other lifting equipment.
6. When the excavator is used to lift or handle materials, it must comply with local regulations and be equipped with the necessary hose burst valves and an overload warning device complying with EN474-5.



■ Working range

	XE35U
A	Maximum digging height-std arm 5000mm
	Maximum digging height-long arm 5175mm
B	Maximum digging depth- std arm 3060mm
	Maximum digging depth- long arm 3264mm
C	Maximum dumping height- std arm 3600mm
	Maximum dumping height - long arm 3853mm
D	Maximum vertical wall digging depth-std arm 2260mm
	Maximum vertical wall digging depth-long arm 2384mm
E	Minimum swing radius- std arm 2170mm
	Minimum swing radius- long arm 2214mm
F	Maximum digging reach at ground level- std arm 5200mm
	Maximum digging reach at ground level- long arm 5407mm
G	Maximum digging reach- std arm 5300mm
	Maximum digging reach- long arm 5546mm
H	Maximum dozer lifting height 305mm
I	Maximum dozer cutting depth 360mm

■ Dimensions

	XE35U
A	Over length 4960mm
B	Tail slew radius 870mm
C	Tumbler length 1721mm
D	Track length 2200mm
E	Dozer blade, maximum reach at ground level 1590mm
F	Undercarriage length 2690mm
G	Dozer blade height 367mm
H	Overall width 1740mm
I	Track gauge 1440mm
J	Minimum ground clearance 297mm
K	Track height 531mm
L	Ground clearance of counterweight 587mm
M	Over all height of tank hood 1590mm
N	Overall height 2535mm
O	Track shoe width 300mm
P	Working width at maximum right-hand rotation 2005mm
Q	Working width at maximum left-hand rotation 1728mm
R	Maximum boom offset to the right 770mm
S	Maximum boom offset to the left 580mm
a	Maximum boom swing angle to the left 75°
b	Maximum boom swing angle to the right 50°

➤ Standard and Optional Equipment

■ Engine

Yanmar engine 3TNV88F, EU Stage V ●

■ Hydraulic system

Single or dual way pipeline (AUX1) ●
Dual way pipeline (AUX2) ●
Hydraulic quick coupler line ●
Fingertip proportional control ●

■ Cab & interior

TOPS/ROPS ●
OPG ○
Adjustable seat ●
Textile and permeable suspension seat with retractable belt ○
Air conditioning ●
Colour LCD monitor ●
AM/FM radio with Bluetooth ●
DAB radio with Bluetooth ○

■ Undercarriage

Fixed undercarriage ●
Dozer blade ●
Rubber tracks 300 mm ●
Steel tracks 300 mm ○

■ Safety

Boom, arm and dozer cylinder safety valves ●
Travel alarm ●
Rotation beacon ○
Engine overheat warning and restart prevention system ●
Quick coupler switch with alarm ●
Emergency stop switch ●
Front and top cab protection ○
LED work lights (2 on cab-front, 1 on cab-rear, 1 on boom) ●

■ Other

Standard arm 1350 mm ●
Long arm 1600 mm ○
General purpose bucket 0.12 m³ ○

Standard: ●
Optional: ○

- Some of these standard or optional equipment may not be available for certain markets.
- Pictures may include attachments and optional equipment that are not available in your area.
- Materials and specifications are subjected to change without advance notice.
- Please contact your local XCMG dealer for more information on availability or to customise your machine to suit your applications requirements.



Optimum Services. XCMG Guaranteed.



XCMG approved attachments



Genuine parts



Extension of warranty



Financial solutions



Maintenance contract



Telematics

Professional Integrated Complete Solutions

XCMG group has built a strong reputation based on the quality, reliability and durability of its construction machinery. What's more, XCMG has gradually established a service network to constantly provide its local integrated and highly efficient complete solutions for all customers.

Full Range of Services Ready for you

In order to respond to your needs as fast as possible, XCMG experts are on their way to your job site from one of our facilities near you. Full range of services are available in order to reduce your total cost of ownership and increase your revenue.



XCMG Global Spare Parts System



Mobile cranes



Excavators



Aerial work platforms



Wheel loaders



Road machinery

