

All Rights Reserved

Materials and specifications are subject to change without notice.  
Featured machines in photos may include additional equipment. See your XCMG dealer for available options.



#### XCMG SALES & SERVICE NSW

21 Galleghan Street,  
Hexham NSW 2232  
P: (02) 4014 8000

#### XCMG SALES & SERVICE QLD

7071 Bruce Highway,  
Chevallum QLD 4555  
P: (07) 5453 7960

#### XCMG SALES & SERVICE WA

15 Kewdale Road,  
Welshpool WA 6106  
P: (08) 9458 9280

[www.xcmgmachinery.com.au](http://www.xcmgmachinery.com.au)

[sales@xcmgmachinery.com.au](mailto:sales@xcmgmachinery.com.au)



Mini Excavators  
**XE55U**



Rated Power: 30.7kW / 41.2HP  
Operating Weight: 5.7t  
Standard Bucket Capacity: 0.16m<sup>3</sup>







# INTRODUCTION OF XCMG

Founded in 1943, XCMG is a multinational corporation with the most comprehensive range of competitive, inuential products in the construction machinery industry. Our business covers eight key areas: construction machinery, heavy trucks, mining machinery, sanitation machinery, machinery components, construction, finance, and the ICT industry.

XCMG has established a global R&D network with a total of six centers in China, the US, Germany, Brazil and India, with China national technology center at its core. In addition to a number of manufacturing bases in China, the US, Germany, the Netherlands, Poland, Austria, Brazil, India, and Uzbekistan, we possess two complete machine brands (XCMG, Schwing), and several component brands including FT, AMCA. It is the strength of this global R&D network and manufacturing operations that has made XCMG the industry leading global construction equipment manufacturer that it is today.

For more than 30 years, XCMG has been sowing the seeds of overseas development as the No. 1 exporter in China’s construction machinery industry. Today, we have 42 branches and offices, 315 distributors, 526 contractors in 188 countries and regions worldwide and are still growing rapidly.

# XCMG IN AUSTRALIA

Since its foundation in 2006, XCMG is gradually establishing a complete network including: local distribution, supply chain management and an integrated customer services and training. Nowadays, with one headquarter in Adelaide, XCMG Australia has 6 professional dealers focusing on construction equipment business. Meanwhile, XCMG has deep connections with mining giants like Rio Tinto, BHP and MMG in Australia.

Our local professional team and cutting-edge innovation platform guarantee that our products are carefully crafted to the smallest detail according to the diverse needs of Australian customers.







## High Performance from a Compact size

### ► Performance meets Efficiency

Designed to combine power and smoothness, the XE55U is ready to take on the challenge. This short-tail 5,7 tonnage machine can easily perform on your jobsites even in confined spaces. Its versatility is enhanced by two standard hydraulic circuits (AUX1 & AUX2) and precise oil flow control. High digging and lifting performance together with smooth driving performance make this XE55U complete.

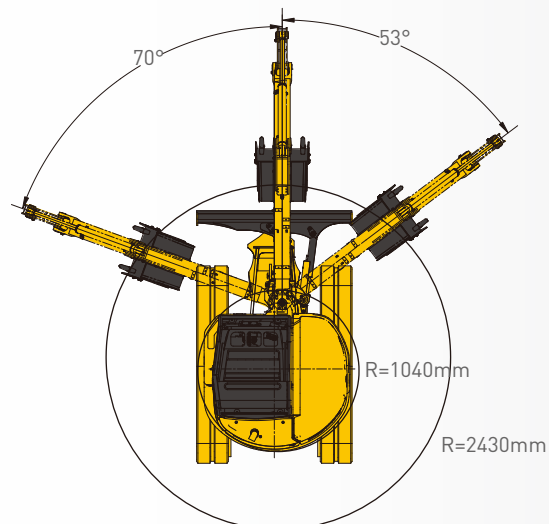
- The Kubota V2403 Stage V common rail diesel engine with EGR, DOC and DPF technology is an excellent match with our improved hydraulic load sensing system. This combination ensures fuel efficient and smooth control, regardless of its load. Our powerful XE55U has become therefore more fuel efficient even under heaviest circumstances and is a pleasure to operate.

### Tight Tail Swing

This tight tail swing model and short slewing radius prove to be highly versatile when undertaking operations in a confined space. The left and right boom swing angle is respectively 70° and 53°, it can realize complex operation together with upper structure slewing to ensure that the digging is parallel with wall surface in narrow space through the cooperation of upper structure slewing so as to easily deal with various operating conditions.

### Optional Angle Dozer Blade

The dozer blade can swing to the left and right, which makes the machine operate more efficiently when grading.



Most compact one than ever.

### Complete Equipped with AUX1, AUX2, and Quick Coupler lines.

With the multiple programmable 2-way proportional auxiliary lines and quick-coupler piping the XE55U meets almost all your attachment needs.

### Boom, Arm Safety Valves and Blade Holding Valve as Standard

The XE55U is fitted as standard with a boom cylinder safety valve, an arm cylinder valve and a dozer holding valve to dig and handle all your material in a safe way.



## Operational Comfort

### ► Ergonomic and Comfortable

With the XE55U, your comfort comes first. The cab has a wide entrance door, which makes it more accessible. The OPG/TOPS/ROPS(ISO 3471) cabin maximises your safety.



- 1 Travel pedals
- 2 Foldable walking pedal
- 3 Adjustable (suspension) seat
- 4 Blade control lever
- 5 Control switches
- 6 Air conditioning
- 7 Colour LCD monitor
- 8 Proportional joystick
- 9 Air conditioning control unit
- 10 Adjustable arm support
- 11 Radio



# Easy Access for Maintenance


## Easy Service Access

Our XE55U is developed with taking particular attention to easy service access. With a single access point for the daily maintenance of all main components, fuel level gauge and refuelling through the lockable cap.



## One-sided Engine Maintenance

The XE55U is designed for lower maintenance cost with longer service intervals - resulting in more machine availability on-site. Meanwhile, skilled XCMG-trained technicians are available to provide extra support when needed.



- |                     |                         |
|---------------------|-------------------------|
| ① Fuel filter       | ⑤ Air filter            |
| ② Engine oil filter | ⑥ Battery               |
| ③ Water separator   | ⑦ Radiator & Oil cooler |
| ④ Coolant           |                         |

# Technical Specifications

## Engine

XE55U	
Make/model	Kubota/V2403/EU Stage V
Fuel/cooling	Diesel/Liquid, forced circulation
No. of cylinders	4
Piston displacement	2434cm³
Power output	30.7 kw (41.1 hp) / 2200 rpm (ISO 14396)
Max torque	159.8Nm/1500 rpm
Bore × stroke	87mm×102.4mm
Alternator	12 V· 60A

## Fluid capacities

XE55U	
Cooling system (radiator capacity)	12 l
Engine lubrication plus oil filter	9.5 l
Fuel tank	68 l
Hydraulic tank	46 l
Hydraulic system	41l
Final drive case (each)	1 l

## Environment

Noise levels comply with environmental regulations (dynamic values).

### Noise emission

XE55U	
Noise level LpA (ISO 6396)	79dB(A)
Noise level LwA (ISO 6395)	96dB(A)

## Undercarriage

X-type undercarriage. The heavy-duty crawler chassis is very resilient with its fully welded, stress-free structure.

Long service life is ensured by the use of first-class materials: hydraulic chain adjusters with shock-absorbing return springs, lifetime-lubricated track rollers and idlers.

### Number of rollers and track shoes

XE55U	
Bottom rollers (per side)	5
Track shoes	Rubber
Overall track length	2490mm
Shoe width	400mm



## Hydraulic system

This original XCMG design allows independent and combined operations of all functions by hydraulic piloted controlled levers.

### Pump

XE55U	
Type	Load-sensing axial-piston pump with variable displacement
Total hydraulic capacity	158.4l/min
AUX1 & AUX2 maximum flow rate	90l/min
AUX1 / AUX2 standard relief pressure	170bar

### Maximum system pressure

XE55U	
Boom	320bar
Arm / bucket / travel	320/320/284bar
Swing	230bar

## Swing mechanism

High-torque, axial piston motor with planetary reduction gear bathed in oil. Swing circle is single-row, shear type ball bearing with induction-hardened internal gear. Internal gear and pinion gear immersed in lubricant. Equipped with an automatic multi-disc slew brake.

### Swing system

XE55U	
Boom swing, left	70°
Boom swing, right	53°
Slew rate	9.5rpm

## Drive

Each track is driven by an independent, high-torque, axial piston motor through planetary reduction gears. Two control levers provide smooth travel or counter-rotation upon demand.

### Speed & traction

XE55U	
Travel speed (low - high)	2.8-4.6km/h
Traction force	52.8kN
Gradeability	70%/35°

## Digging forces (ISO 6015)

At power boost.

XE55U	
Digging force, standard arm (ISO 6015)	24.3kN
Digging force, long arm (ISO 6015)	23.4kN
Digging force, bucket (ISO 6015)	44.5kN

## Weight

XE55U	
Operating weight with cab and bucket(ISO6016)	5700kg
Ground pressure with rubber tracks	0.32kgf/cm²
Transport mass (no attachment)	5626kg
Weight of steel tracks	310kg
Weight of rubber tracks	240kg
Additional weight for long arm	27kg





# Lifting Capacities

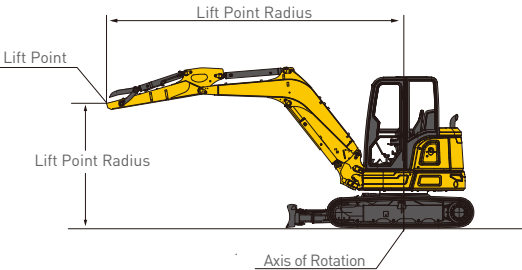
## XE55U

■ Cab • standard arm (1570mm) • standard counterweight • without bucket

Lift Point Height	Over Front					Over Side					Max Radius (Mm)
	Lift At Max Radius(Kg)	1.0m	2.0m	3.0m	4.0m	5.0m	Lift At Max Radius(Kg)	1.0m	2.0m	3.0m	
4m	1160*				1260		730			800	4198
3m	930				1250		580			790	4848
2m	810			1900	1220	880	510			760	5250
1m	810			1800	1180	860	500			1070	5242
0m	830		1990*	1760	1150	850	510		1900	1030	5075
-1m	940		3660	1750	1150		580		1910	1020	4637
-2m	1250		3300*	1770			760		1950	1040	3804

■ Cab • long arm (1900mm) • standard counterweight • without bucket

Lift Point Height	Over Front					Over Side					Max Radius (Mm)
	Lift At Max Radius(Kg)	1.0m	2.0m	3.0m	4.0m	5.0m	Lift At Max Radius(Kg)	1.0m	2.0m	3.0m	
4m	1013				1272		641			809	4600
3m	839				1261		526			799	5188
2m	763			1920	1226	878	475			1170	5486
1m	739			1810	1181	859	457			1073	5553
0m	760		2078*	1746	1147	843	467		1853	1017	5397
-1m	840		3600	1728	1132		514		1863	1001	4994
-2m	1052		3646	1741			640		1898	1013	4254

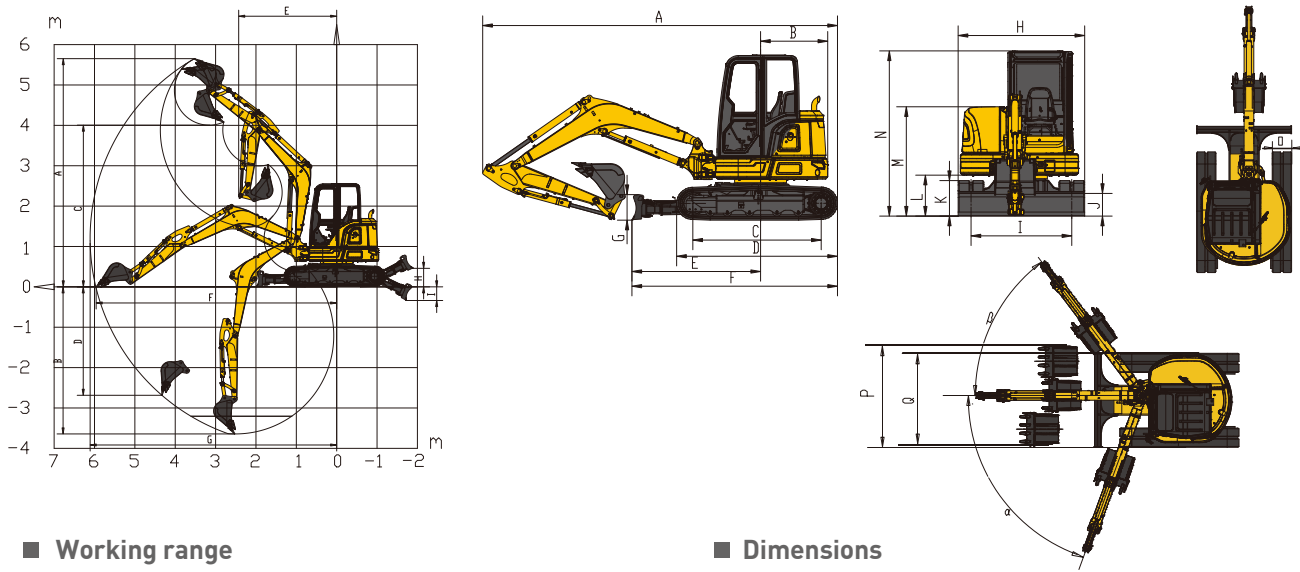


■ : Over front  
■ : Over side or 360°

1. The lifting capacity is based on the ISO10567 standard.
2. \* = The maximum lifting capacity is limited by the hydraulic capacity of the machine.
3. The lifting capacity does not exceed 87% of the hydraulic capacity or 75% of the tipping load with the machine on level and firm ground.
4. The operator should be familiar with the machines operating- and maintenance manual. Local regulations concerning the safe operation of machinery must be followed at all times.
5. The lift diagrams only covers machines that are originally built by XCMG: without lifting chains and any other lifting equipment.
6. When the excavator is used to lift or handle materials, it must comply with local regulations and be equipped with the necessary hose burst valves and an overload warning device complying with EN474-5.



# Dimensions & Working Range



## Working range

	XE55U
A	Maximum digging height - std arm
	Maximum digging height - long arm
B	Maximum digging depth - std arm
	Maximum digging depth - long arm
C	Maximum dumping height - std arm
	Maximum dumping height - long arm
D	Maximum vertical wall digging depth - std arm
	Maximum vertical wall digging depth - long arm
E	Minimum swing radius - std arm
	Minimum swing radius - long arm
F	Maximum digging reach at ground level - std arm
	Maximum digging reach at ground level - long arm
G	Maximum digging reach - std arm
	Maximum digging reach - long arm
H	Maximum dozer lifting height
I	Maximum dozer cutting depth

## Dimensions

	XE55EU
A	Overall length
B	Tail slew radius
C	Tumbler length
D	Track length
E	Dozer blade, maximum reach at ground level
F	Undercarriage length
G	Dozer blade height
H	Overall width
I	Track gauge
J	Minimum ground clearance
K	Track height
L	Ground clearance of counterweight
M	Overall height of engine hood
N	Overall height
O	Track shoe width
P	Working width at maximum right-hand rotation
Q	Working width at maximum left-hand rotation
R	Maximum boom offset to the right
S	Maximum boom offset to the left
a	Maximum boom swing angle to the right
b	Maximum boom swing angle to the left

## Standard and optional equipment

### Engine

Kubota engine V2403, EU Stage V, EGR, DOC, DPF

### Hydraulic system

Single or dual way pipeline [AUX1]  
Dual way pipeline [AUX2]  
Hydraulic quick coupler line  
Fingertip proportional control

### Cab & interior

TOPS/ROPS (ISO 3471)  
OPG  
Adjustable seat  
Textile and permeable suspension seat with retractable belt  
Air conditioning  
Colour LCD monitor  
AM/FM radio with Bluetooth  
DAB radio with Bluetooth

### Safety

Boom, arm and dozer cylinder safety valves  
Travel alarm  
Rotation beacon  
Engine overheat warning and restart prevention system  
Quick coupler switch with alarm  
Emergency stop switch  
Front and top cab protection  
LED work lights (2 on cab-front, 1 on cab-rear, 1 on boom)

### Undercarriage

Fixed undercarriage  
Slewing dozer blade  
Tie down bracket  
Rubber tracks 400 mm  
Steel tracks 400 mm

### Other

Standard arm 1570 mm  
Long arm 1900 mm  
General purpose bucket 0.16 m³  
Quick coupler, attachments such as hammer, clamshell

Standard: ●  
Optional: ○

- Some of these standard or optional equipment may not be available for certain markets.
- Pictures may include attachments and optional equipment that are not available in your area.
- Materials and specifications are subjected to change without advance notice.
- Please contact your local XCMG dealer for more information on availability or to customise your machine to suit your applications requirements.



# Optimum Services. XCMG Guaranteed.



XCMG approved attachments



Genuine parts



Extension of warranty



Financial solutions



Maintenance contract



Telematics

## Professional Integrated Complete Solutions

XCMG group has built a strong reputation based on the quality, reliability and durability of its construction machinery. What's more, XCMG has gradually established a service network to constantly provide its local integrated and highly efficient complete solutions for all customers.

## Full Range of Services Ready for you

In order to respond to your needs as fast as possible, XCMG experts are on their way to your job site from one of our facilities near you. Full range of services are available in order to reduce your total cost of ownership and increase your revenue.



## XCMG Global Spare Parts System



Mobile cranes



Excavators



Aerial work platforms



Wheel loaders



Road machinery

